

A GUIDE TO NAVIGATING THE LIBRARY'S NEW WEBSITE UPDATE

CORONADO CENTER LIBRARY

7/16/25

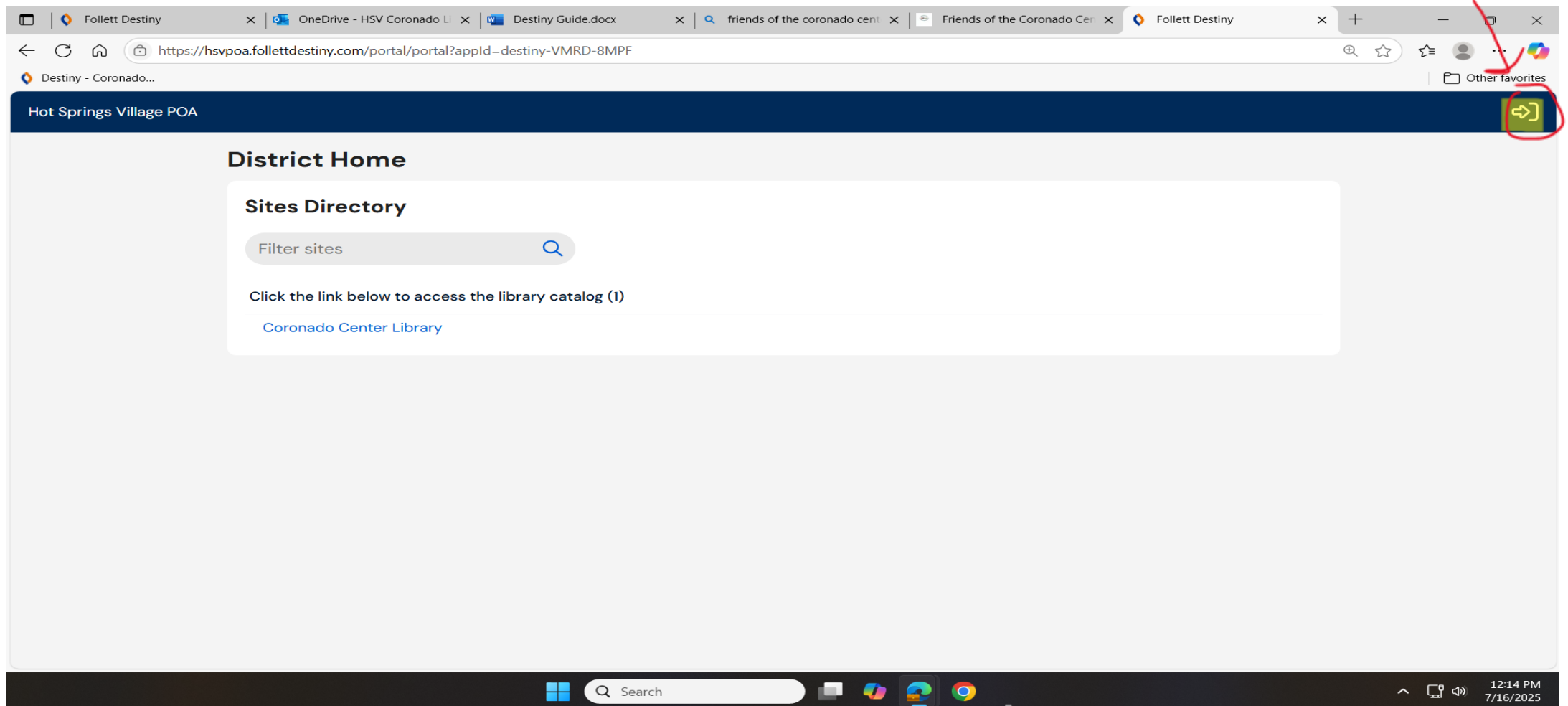


Logging Into Your Library Account



Step 1

- Click the square with the arrow on the top right corner

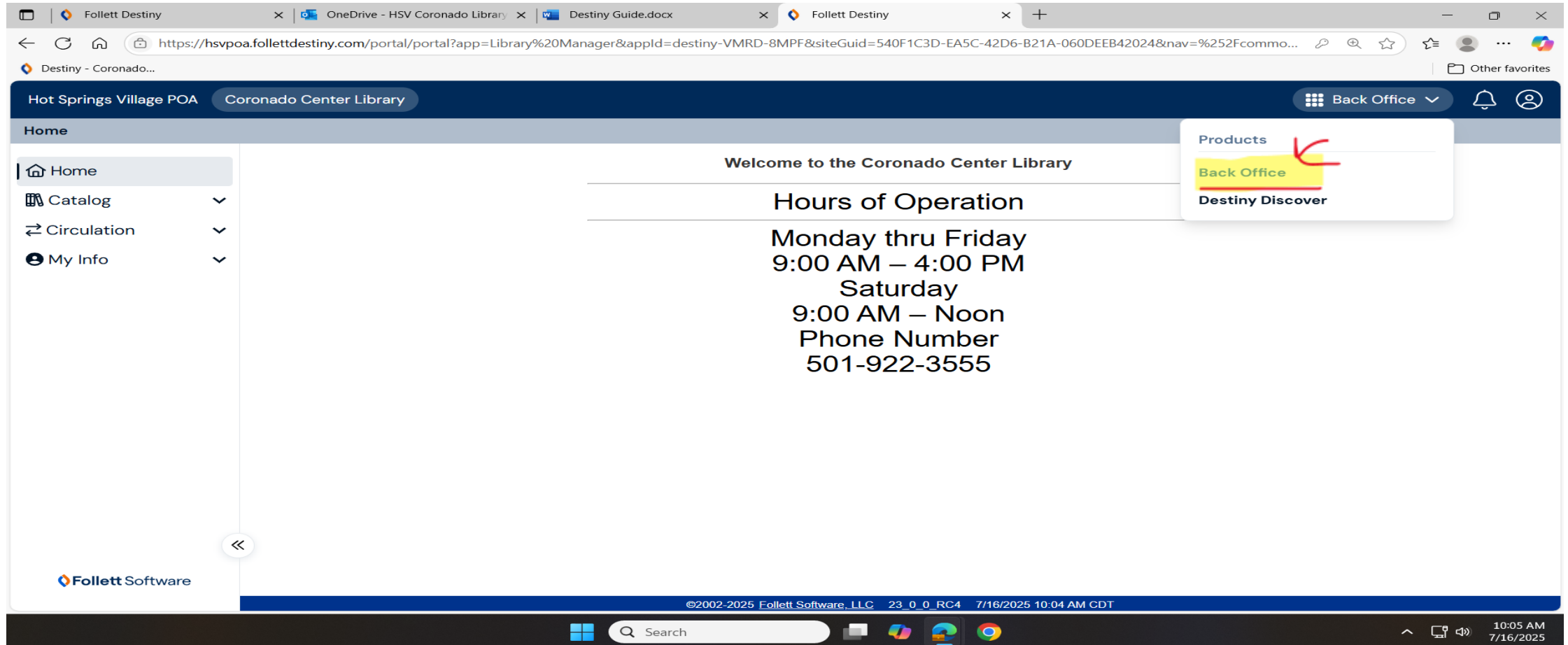


Step 2

- After clicking on the square with the arrow, it will take you to the log in screen.
- Your username will be your **POA Number**, and the password will be **1234**
Unless you have changed the password previously
- If you do not have a username or password setup, you can call the library at (501) 922-3555, and we can set it up for you.

The screenshot displays a web browser window with the URL <https://security.follettsoftware.com/aasp/service/sso/mmform/show>. The page features the Follett Software logo and a 'Close' button in the top right corner. The main content area is a login form titled 'Log into Follett' for 'Coronado Center Library'. The form includes a 'Username' field with the value '1234567', a 'Password' field with the value '1234', and a 'Remember me' checkbox. At the bottom of the form are two buttons: 'Log in as guest' and 'Log in'. A red arrow points to the 'Log in' button. The footer of the page contains the copyright notice '© 2015-2025 Follett Software, LLC | Terms of Use'.

Step 2 continued... *You will then see a page that looks like this, you are in!*



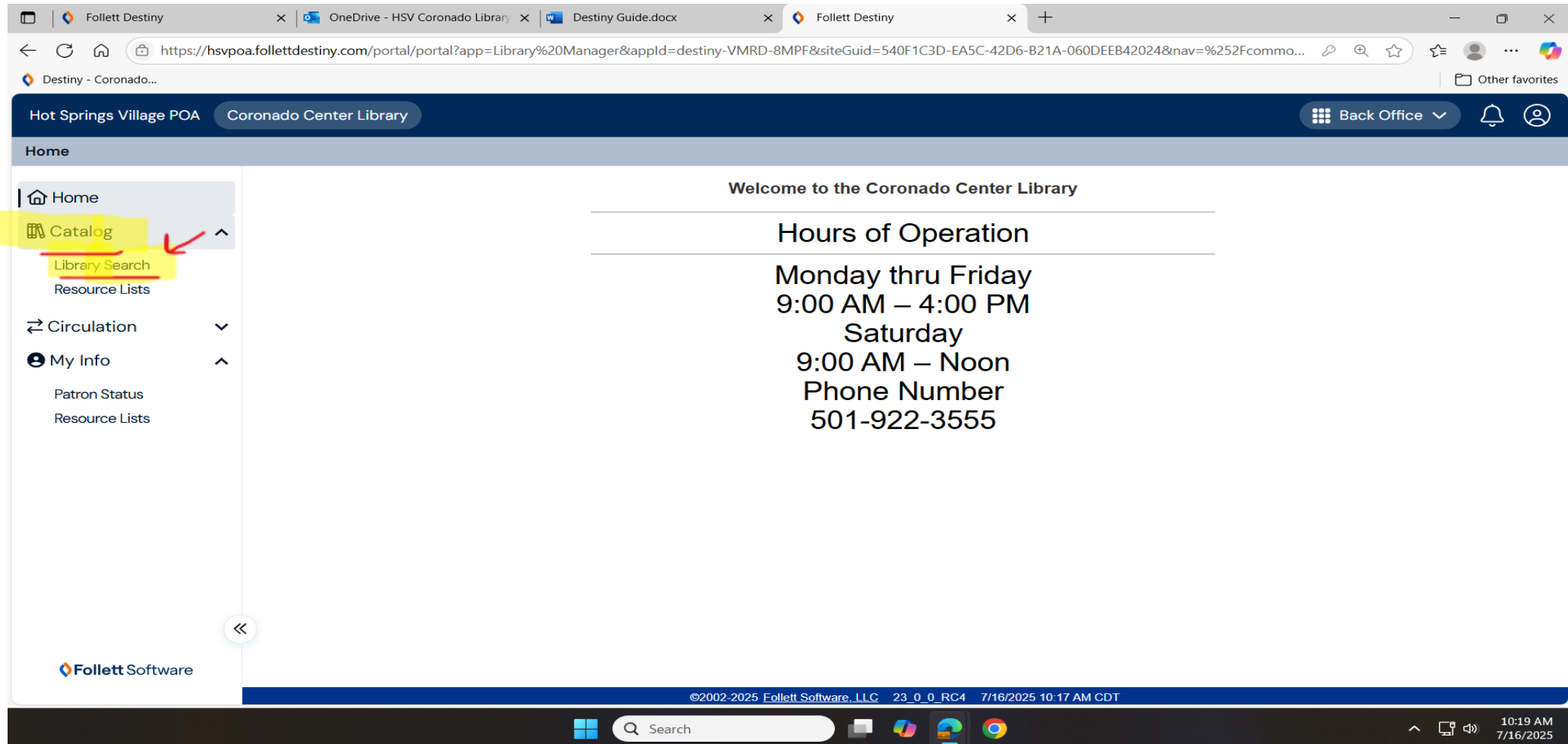
If you do not see this screen, click the squares in the top right-hand corner, and in the drop down select "back office".

How To Search The Library Catalog



Step 1

- Click catalog on the left-hand side, and then click library search



- # Step 2
- In the rectangle in the middle of the screen, you can type in a book title's name, or author.
 - Click the button called “keywords” with the magnifying glass icon to search

The screenshot displays the Follett Destiny web application interface. The browser's address bar shows the URL: <https://hsvpoa.follettdestiny.com/portal/portal?app=Library%20Manager&appld=destiny-VMRD-8MPF&siteGuid=540F1C3D-EA5C-42D6-B21A-060DEEB42024&nav=%252Fcatalogi...>. The page header includes "Hot Springs Village POA" and "Coronado Center Library" tabs, along with a "Back Office" button and user profile icons. The left sidebar contains navigation links: Home, Catalog (expanded), Library Search, Resource Lists, Circulation, and My Info. The main content area is titled "Library Search" and features a "Top 10" section. A search bar contains the text "James Patterson", with a red arrow pointing to it. Below the search bar, a dropdown menu shows "Saved info" with suggestions for "james patterson" and "james patterson 13". To the right of the dropdown are buttons for "Keywords" (with a magnifying glass icon), "Subject", and "Series". Below these buttons, a section titled "Narrow your search to..." includes dropdown menus for "Location" (set to "Coronado Center Library"), "Material Type" (set to "Any Type"), and "Sublocation" (set to "Unlimited"). A "Reset All" button is located to the right of the search bar. The footer of the application shows the copyright notice "©2002-2025 Follett Software, LLC" and the date/time "23_0_0_RC4 7/16/2025 10:20 AM CDT". The Windows taskbar at the bottom shows the search bar and several application icons.

Step 2 continued...

- After you have clicked the magnifying glass, this page is the search results

And you are done!

The screenshot shows a web browser window with multiple tabs. The active tab is 'Follett Destiny', displaying the search results for 'James Patterson' in the 'Coronado Center Library'. The page header includes 'Hot Springs Village POA' and 'Coronado Center Library'. The left sidebar contains navigation links: Home, Catalog, Library Search, Resource Lists, Circulation, and My Info. The main content area shows the search results for 'James Patterson'. The search criteria are 'Searched for (james patterson). Searched in: Coronado Center Library.' The results are sorted by 'Relevance' and show 1 - 25 of 383 titles. The first five results are listed, each with a 'Details' button and an 'Add to This List' button. The results are as follows:

Title	Call #	Author	Published	Availability
James Patterson by James Patterson : the stories of my life.	B PATTERSON	Patterson, James, 1947-	Published 2022	0 of 1 available
The Palm Beach murders	F PAT Mys	Patterson, James, 1947-	Published 2021	1 of 1 available
Murder in paradise	F PAT	Patterson, James, 1947-	Published 2018	1 of 1 available
The 13-minute murder	F PAT Mys	Patterson, James, 1947-	Published 2019	1 of 1 available
The River murders	F PAT	Patterson, James, 1947-	Published 2020	1 of 1 available

The bottom of the page shows the Windows taskbar with the search bar and the system clock indicating 10:31 AM on 7/16/2025.

Placing a
Book on
Hold



Step 1

- After you have searched the catalog for a book you want to place on hold, click on the title

The screenshot shows a web browser window with the URL <https://hsvpoa.follettdestiny.com/portal/portal?app=Library%20Manager&appId=destiny-VMRD-8MPF&siteGuid=540F1C3D-EA5C-42D6-B21A-060DEEB42024&nav=%252Fcataloging%2...>. The page is titled "Library Search / Search Results" and shows search results for "James Patterson" in the "Coronado Center Library".

The search results are displayed in a table with the following columns:

- Titles:** 1 - 25 of 383
- Sort By:** Relevance
- Go:** (button)
- Selected List:** My Personal List
- Printable:** (button)
- Add Page:** (button)

The search results are sorted by Relevance. The first result is "James Patterson by James Patterson : the stories of my life." with a call number of B PATTERSON and published in 2022. The second result is "The Palm Beach murders" with a call number of F PAT Mys and published in 1947. The third result is "Murder in paradise" with a call number of F PAT and published in 2018. The fourth result is "The 13-minute murder" with a call number of F PAT Mys and published in 2019. The fifth result is "The River murders" with a call number of F PAT and published in 2020.

The page also includes a sidebar with navigation links: Home, Catalog, Library Search, Resource Lists, Circulation, and My Info. The bottom of the page shows the Follett Software logo and the Windows taskbar with the date 7/16/2025 and time 10:31 AM.

Step 2

- You will then be met with this screen.
- Click on the “hold it” button on the right-hand side of the screen.

And then you are done! Your book of choice is now on hold!

The screenshot displays the Follett Destiny library catalog interface. The browser address bar shows the URL: <https://hsvpoa.follettdestiny.com/portal/portal?app=Library%20Manager&appld=destiny-VMRD-8MPF&siteGuid=540F1C3D-EA5C-42D6-B21A-060DEEB42024&nav=%252Fcataloging%2...>. The page header includes "Hot Springs Village POA" and "Coronado Center Library". The main content area shows search results for "James Patterson by James Patterson". A notification box at the top states: "Hold requested for 'James Patterson by James Patterson : the stories of my life.' 'James Patterson by James Patterson : the stories of my life.' is available now. Please pick up before 7/23/2025." The book title is "James Patterson by James Patterson : the stories of my life. [Book]". The call number is "B PATTERSON N". The local copies available are 0 of 1. The description is "A #1 best-selling author shows how a boy from small-town New York made it to literary stardom." The selected list is "My Personal List". The publication info shows "Published New York : Little, Brown and Company, 2022." and "Edition First edition." The format is "360 pages ; 22 cm." The content type is "text". A red arrow points to the "Hold It" button on the right-hand side of the screen. The bottom of the page shows the Follett Software logo and the URL: <https://hsvpoa.follettdestiny.com/cataloging/servlet/presenttitledetailform.do?navAction=AddHold&bibID=49444&siteTypeID=-2&siteID=&includeLibrary=true&includeMedia=false&mediaSiteID=&walkerID=1752679743884>.

Renewing Books



Step 1

- On the left-hand side click on tab that says “ My Info”

The screenshot shows a web browser window with multiple tabs. The active tab is 'Follett Destiny'. The address bar shows the URL: <https://hsvpoa.follettdestiny.com/portal/portal?app=Library%20Manager&appld=destiny-VMRD-8MPF&siteGuid=540F1C3D-EA5C-42D6-B21A-060DEEB42024&nav=%252Fcommon%25...>. The page header includes 'Hot Springs Village POA' and 'Coronado Center Library'. The left sidebar has a 'Home' button and a list of navigation options: 'Catalog', 'Circulation', 'My Info' (highlighted with a red arrow), 'Patron Status', and 'Resource Lists'. The main content area displays 'Welcome to the Coronado Center Library' and 'Hours of Operation' for Monday through Friday (9:00 AM – 4:00 PM) and Saturday (9:00 AM – Noon), along with the phone number 501-922-3555. The bottom of the screen shows the Windows taskbar with the search bar and system clock.

Step 2

- On the left-hand side from the drop down click on “Patron Status”

The screenshot displays the Follett Destiny web application interface. The browser's address bar shows the URL: <https://hsvpoa.follettdestiny.com/portal/portal?app=Library%20Manager&appld=destiny-VMRD-8MPF&siteGuid=540F1C3D-EA5C-42D6-B21A-060DEEB42024&nav=%252Fcirculation%252Fpatron%252Fstatus>. The page title is "Status for Test Patron".

On the left-hand side, there is a navigation menu with the following items: Home, Catalog, Circulation, My Info, Patron Status (highlighted with a red checkmark), and Resource Lists. The "Patron Status" item is selected.

The main content area displays the status for the "Test Patron". It includes sections for:

- Items Out:** A table showing library materials checked out. The table has columns for Due Date, Title, Call Number, Price, and Checked Out. The data row shows a due date of 8/6/2025, the title "Teddy and me off we go (Copy: T 7643)", call number BB ROG, price \$8.00, and checked out date 7/16/2025. There are buttons for "View History", "Renew", and "Renew All".
- Fines:** A section stating "There are no fines for this patron".
- Fees:** A section stating "There are no fees for this patron".
- Holds:** A section stating "There are no holds for this patron".
- Recommended Titles:** A section stating "There are no recommended titles for this patron".

At the bottom of the page, there is a footer with the text: "©2002-2025 Follett Software, LLC 23_0_0_RC4 7/16/2025 11:20 AM CDT".

Step 3

- Click on the “Renew” Button on the right-hand side of the screen.

The screenshot shows the Follett Destiny web interface for a library patron. The browser tabs at the top include 'Follett Destiny', 'OneDrive - HSV Coronado Library', 'Destiny Guide.docx', and another 'Follett Destiny' tab. The address bar shows the URL: <https://hsvpoa.follettdestiny.com/portal/portal?app=Library%20Manager&appId=destiny-VMRD-8MPF&siteGuid=540F1C3D-EA5C-42D6-B21A-060DEEB42024&nav=%252Fcirculation%252F>. The page header identifies the location as 'Hot Springs Village POA' and 'Coronado Center Library', with a 'Back Office' link and user profile icons. The main content area is titled 'Status for Test Patron' and features a left sidebar with navigation links: Home, Catalog, Circulation, and My Info (expanded to show Patron Status and Resource Lists). The 'Items Out' section displays a table of library materials:

Due Date	Title	Call Number	Price	Checked Out
8/6/2025	Teddy and me off we go (Copy: T 7643)	BB ROG	\$8.00	7/16/2025

To the right of the table, there is a 'View History' button and a 'Renew' button, which is highlighted with a red circle and a red arrow. Below the table, there are sections for 'Fines', 'Fees', 'Holds', and 'Recommended Titles', each with a message stating 'There are no [category] for this patron'. A 'Printable' button is located at the bottom right of the main content area. The footer includes the Follett Software logo, copyright information (©2002-2025 Follett Software, LLC), version (23_0_0_RC4), and a timestamp (7/16/2025 11:20 AM CDT). The Windows taskbar at the bottom shows the Start button, search bar, and several application icons.